



PRODUCT DESCRIPTION

Seg'Show Modular Display 17 is a three-dimensional 20' x 10' pre- designed configuration featuring two separate 10' x 10' exhibit rooms with front side acrylic windows. Stylish and lively, these rooms are built using tool-free perforated modular aluminum frames. Multiple size frames connect using toolless pin connectors for a quick and easy build. Each room features a door w/ lockset and key. Perforations are completely covered for a flawless finish.

DISPLAY DIMENSIONS	234"W x 95.25"H x 95.25"D		
GRAPHIC SIZES	PANEL	SIZE	QTY
	S	118.375"W x 96.25"H	10
	R	79.25"W x 52.25"H	4
	O	35.25"W x 94.375"H	4
TOTAL PRINTS			18

GRAPHIC MATERIAL

Stretch Fabric w/ Integrated Block Out

GRAPHIC FINISHING

Silicone beading is sewn around the perimeter of the fabric graphic. Silicone beading is hidden from view once installed.

DISPLAY CONSTRUCTION

Aluminum frame and components

SHIPPING WEIGHTS & DIMENSIONS (FREIGHT ONLY)

Shipping Weight	1408lbs (frame & graphics in crate)
Shipping Dimensions	104"L x 44"W x 54"H (in crate)

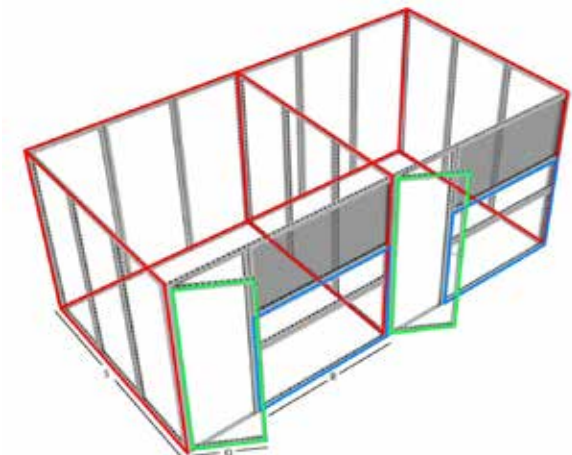
GRAPHIC TURN AROUND TIME

5 business days after proof approval

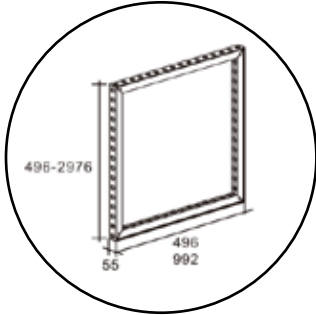
AVAILABILITY	CA only
--------------	---------



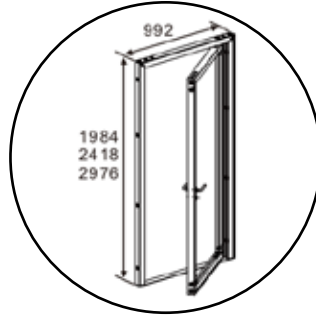
QTY	PART NO.	DESCRIPTION
17	MOD-FRM-992x2418	Straight Frame, Corner Screw Connect 992mm x 2418mm
92	MOD-PC	Pin Connector
8	MOD-90D-CON	90° Connector
8	MOD-SM90D-CON	90° Connector
26	MOD-CLA-CON	Clamp Connector
28	MOD-180D-CON	180 Degree Connector
2	MOD-DSWL-992x2418	Door Set w/ Lock 992mm x 2418mm
2	MOD-PCWP-A	Pin Connector for Door Jamb
2	MOD-T-90DCON	T Shape 3 Way 90 Degree Connector Used per Set of 2pcs
8	MOD-DCC-180D	Door Clamp Connector, 180 Degrees (Connect to Wall Frame)
4	MOD-FRM-992x1984	Straight Frame, Corner Screw Connect 992mm x 1984mm
2	MOD-FRM-310x1984	Straight Frame, Corner Screw Connect 310mm x 1984mm
2	3/8 P95 ACRYLIC	ACR/C P95 0000 .375x48x96 PS ACRYLIC CAST MATTE CLEAR
8	MOD-FNL-CON-B	Modco Panel fixing connector B
4	MOD-CP-992x2418	Cover Profile for Frame 992x2418, Flat Model, Anodized
12	MOD-CC	Clip Connector Cover Connects Cover Profile
108	MOD-FP	Seg'Show Frame Protector



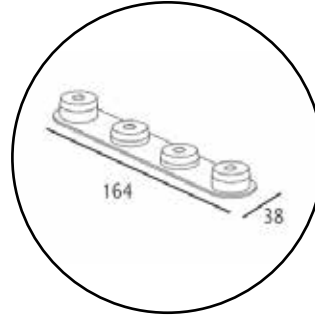
PARTS REFERENCE



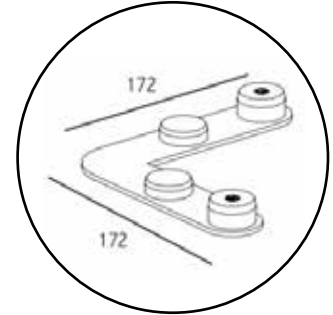
MOD-FRM-992X2418



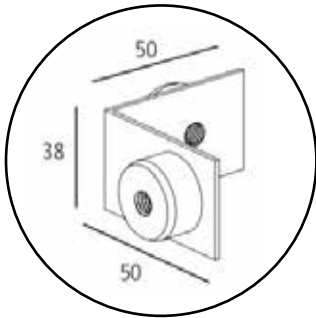
MOD-DSWL-992X2418



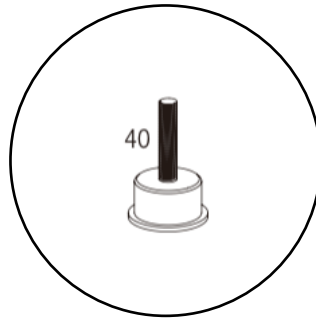
MOD-180D-CON



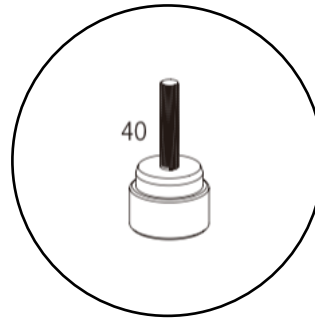
MOD-SM90D-CON



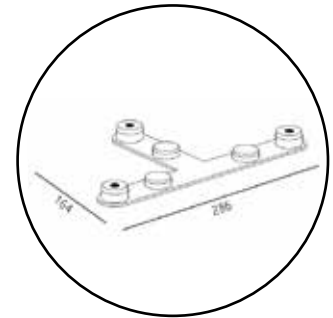
MOD-90D-CON



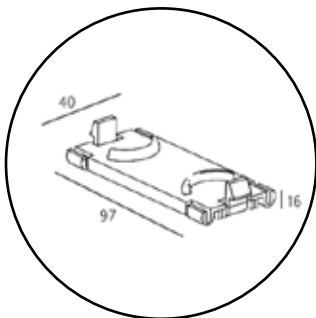
MOD-PCWP-A



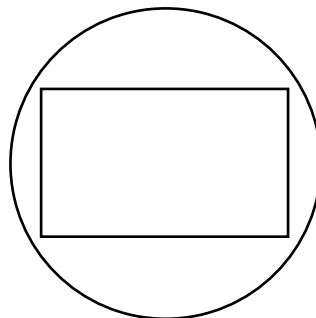
MOD-PC



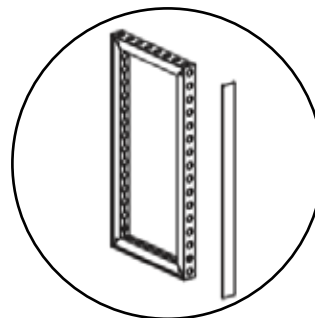
MOD-T-90DCON



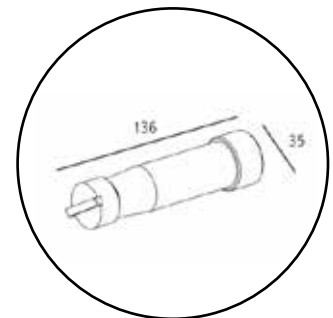
MOD-CC



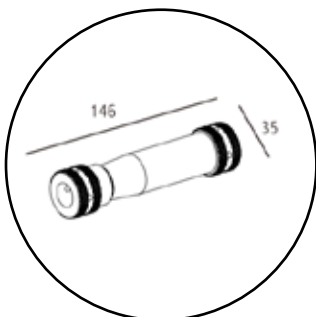
3/8-P95-ACRYLIC



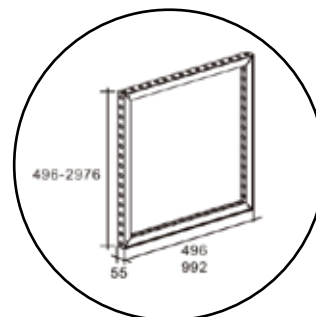
MOD-CP-992X2418



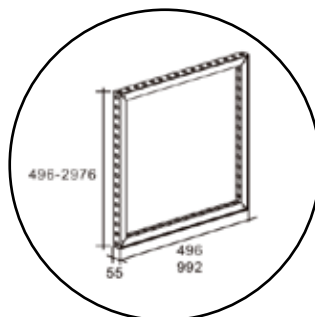
MOD-DCC-180D



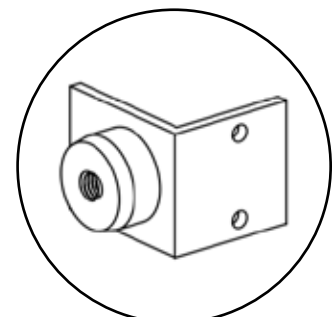
MOD-CLA-CON



MOD-FRM-310X1984

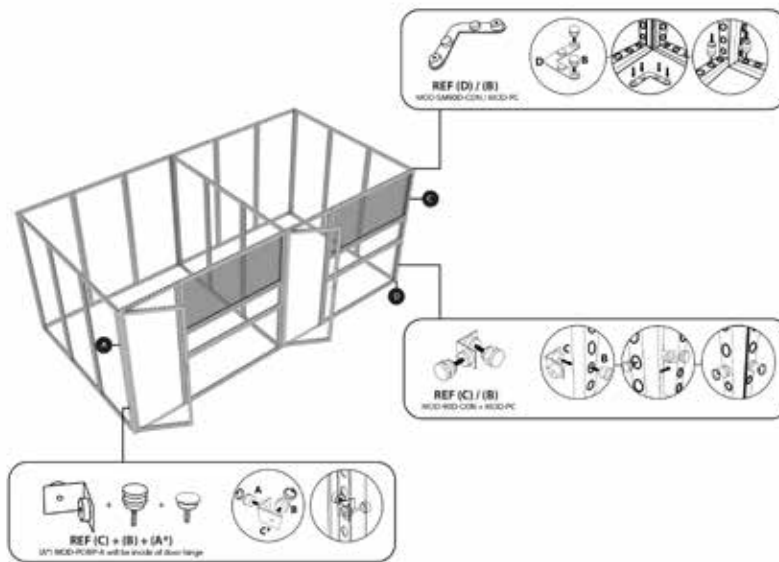


MOD-FRM-992X1984

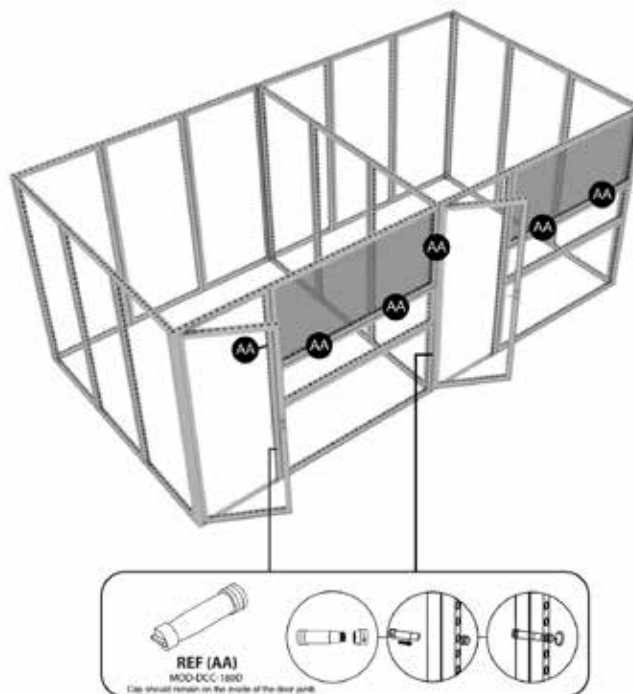


MOD-PNL-CON-B

INSTRUCTIONS

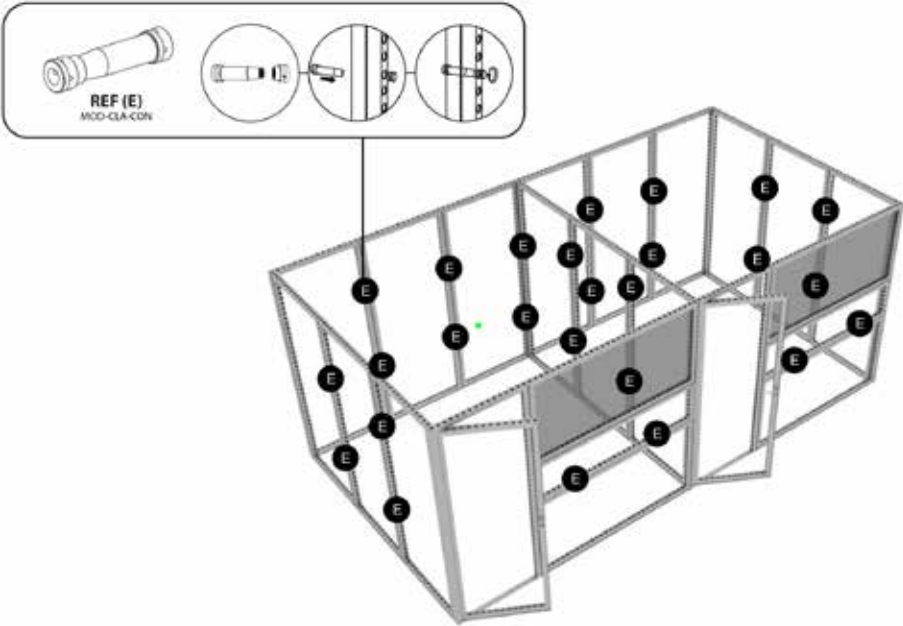


REF	QTY	PART NO.	DESCRIPTION
B	35	MOD-PC	Pin Connector
D	8	MOD-SMDO-COR1	Round 90° Connector
C	8	MOD-SMDO-COR1	Straight 90° Connector
A	2	MOD-PCORP-A	Pin Connector for Door Jamb

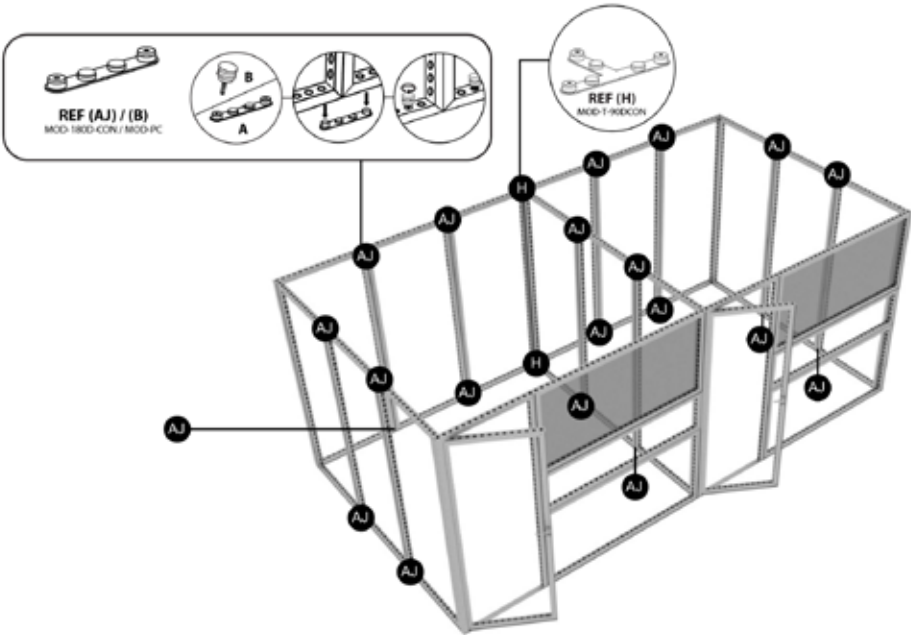


REF	QTY	PART NO.	DESCRIPTION
AA	8	MOD-DCC-1800	Door Clamp Connector, 180 Degrees (Connect to Wall Frame)

INSTRUCTIONS

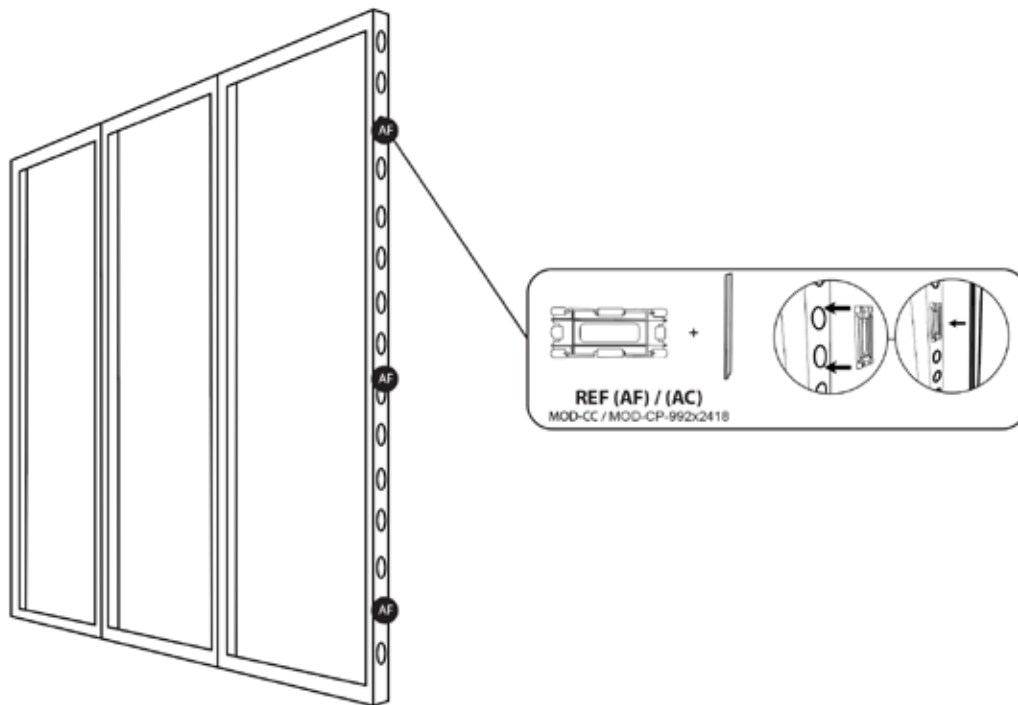


REF	QTY	PART NO.	DESCRIPTION
E	26	MOD-CLA-CON	Clamp Connector



REF	QTY	PART NO.	DESCRIPTION
AJ	28	MOD-180-CON	180 Degree Connector
H	2	MOD-T-90-CON	T Shape 3 Way 90 Degree Connector Used per Set of 2pcs

INSTRUCTIONS



COVER PROFILES & ACCESSORIES			
REF	QTY	PART NO.	DESCRIPTION
AC	4	MOD-CP-992x2418	Cover Profile for Frame 992x2418 - Flat Model - Anodized
AF	12	MOD-CC	Cop Connector Cover Connects Cover Profile
AL	56	MOD-FP	Modco Frame Fastener




Place graphic over the front of the frame.



Begin inserting SEG beading at each corner.



Insert the silicone beading with the fabric folded over. The silicone beading should not be exposed.



Using your fingers, push both fabric and silicone beading completely into the extrusions channel.



Continue to push in the remaining silicone beading on each side.



Check the perimeter of the frame for any excess beading that hasn't been pushed in. Graphic should be taut.